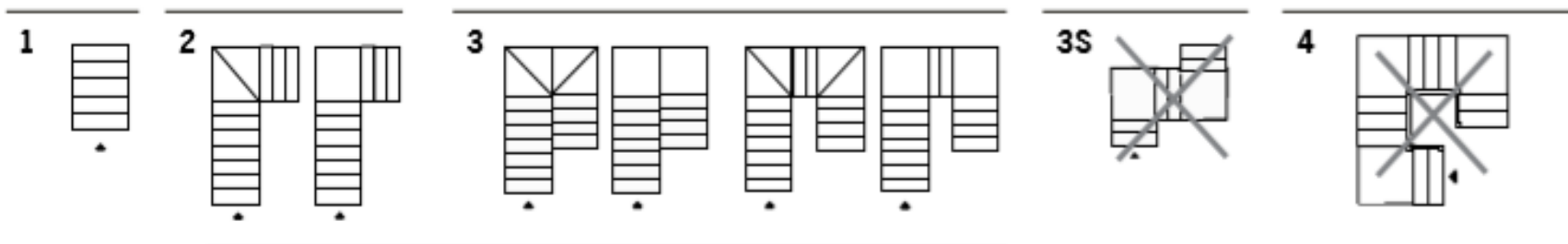


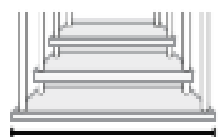
FORME POSSIBLES



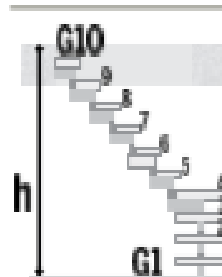
MESURE EN MM

ESCALIER


MAIN COURANTE



700 ÷ 900 mm.




	G10	G11	G12	G13	G14	G15	G16	G17
h	1870	2040	2210	2380	2550	2720	2890	3060
	2750	3000	3250	3500	3750	4000	4250	4500



PRIX HT EN € SELON FORME CHOISI (1 ou 2/3)

PRIX €/ML



1	8.300	9.130	9.960	10.790	11.620	12.450	13.280	14.110	842/m
2/3	8.870	9.757	10.644	11.531	12.418	13.305	14.192	15.079	